

CMTM5 Antibody (monoclonal) (M01)**Mouse monoclonal antibody raised against a full length recombinant CKLFSF5.****Catalog # AT1567a****Specification**

CMTM5 Antibody (monoclonal) (M01) - Product Information

Application	WB, E
Primary Accession	O96DZ9
Other Accession	BC013109
Reactivity	Human
Host	mouse
Clonality	Monoclonal
Isotype	IgG1 kappa
Calculated MW	24653

CMTM5 Antibody (monoclonal) (M01) - Additional Information**Gene ID** 116173**Other Names**

CKLF-like MARVEL transmembrane domain-containing protein 5, Chemokine-like factor superfamily member 5, CMTM5, CKLFSF5

Target/Specificity

CKLFSF5 (AAH13109, 1 a.a. ~ 156 a.a) full-length recombinant protein with GST tag. MW of the GST tag alone is 26 KDa.

Dilution

WB~~1:500~1000

E~~N/A

Format

Clear, colorless solution in phosphate buffered saline, pH 7.2 .

Storage

Store at -20°C or lower. Aliquot to avoid repeated freezing and thawing.

Precautions

CMTM5 Antibody (monoclonal) (M01) is for research use only and not for use in diagnostic or therapeutic procedures.


CMTM5 Antibody (monoclonal) (M01) - Protocols

Provided below are standard protocols that you may find useful for product applications.


- [Western Blot](#)
- [Blocking Peptides](#)

- [Dot Blot](#)
- [Immunohistochemistry](#)
- [Immunofluorescence](#)
- [Immunoprecipitation](#)
- [Flow Cytometry](#)
- [Cell Culture](#)

CMTM5 Antibody (monoclonal) (M01) - Images



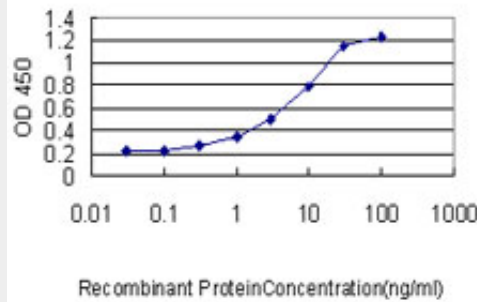
Antibody Reactive Against Recombinant Protein. Western Blot detection against Immunogen (42.9 kDa) .



Western Blot analysis of CMTM5 expression in transfected 293T cell line by CKLF5F5 monoclonal antibody (M01), clone 2G1-6B10.

Lane 1: CMTM5 transfected lysate(17 kDa).

Lane 2: Non-transfected lysate.



Detection limit for recombinant GST tagged CMTM5 is approximately 0.1ng/ml as a capture antibody.

CMTM5 Antibody (monoclonal) (M01) - Background

This gene belongs to the chemokine-like factor gene superfamily. This family of genes encodes multi-pass membrane proteins that are similar to both the chemokine and the transmembrane 4 superfamilies of signaling molecules. Alternate transcriptional splice variants of this gene, encoding different isoforms, have been characterized.

CMTM5 Antibody (monoclonal) (M01) - References

CMTM5-v1, a four-transmembrane protein, presents a secreted form released via a vesicle-mediated secretory pathway. Li H, et al. BMB Rep, 2010 Mar. PMID 20356458. CMTM5 induces apoptosis of pancreatic cancer cells and has synergistic effects with TNF-alpha. Guo X, et al. Biochem Biophys Res Commun, 2009 Sep 11. PMID 19577543. CMTM5-v1 induces apoptosis in cervical carcinoma cells. Shao L, et al. Biochem Biophys Res Commun, 2009 Feb 20. PMID 19124004. CMTM5 exhibits tumor suppressor activities and is frequently silenced by methylation in carcinoma cell lines. Shao L, et al. Clin Cancer Res, 2007 Oct 1. PMID 17908965. The status, quality, and expansion of the NIH full-length cDNA project: the Mammalian Gene Collection (MGC). Gerhard DS, et al. Genome Res, 2004 Oct. PMID 15489334.